




Particulars	UACS CODE	Appropriations			Allotments					Current Year Obligations					Current Year Disbursements					BALANCES		
		Authorized Appropriations	Adjustments (Transfer To /From, Realignment)	Adjusted Appropriations	Allotments Received	Adjustments (Withdrawal / Realignment)	Transfer To	Transfer From	Adjusted Total Allotments	1st Quarter Ending March 31	2nd Quarter Ending June 30	3rd Quarter Ending Sept. 30	4th Quarter Ending Dec. 31	Total	1st Quarter Ending March 31	2nd Quarter Ending June 30	3rd Quarter Ending Sept. 30	4th Quarter Ending Dec. 31	Total	Unreleased Appropriations	Unobligated Allotment	Unpaid Utilizations (15-20) = (23+24) Due and Demandable / Accounts Payable
1	2	3	4	5=[3+(-)4]	6	7	8	9	10=[(6+(-)7)-8+9]	11	12	13	14	15=(11+12+13+14)	16	17	18	19	20=(16+17+18+19)	21=(5-10)	22=(10-15)	23
II. Automatic Appropriations																						
RLIP		14,796,768.00		14,796,768.00	14,796,768.00				14,796,768.00	3,221,305.35	3,611,600.15	3,406,999.82		10,239,905.32	3,221,305.35	3,600,601.08	3,407,939.59		10,229,846.02	-	4,556,862.68	10,059.30
Sub-Total, Automatic Appropriations		14,796,768.00	-	14,796,768.00	14,796,768.00	-	-	-	14,796,768.00	3,221,305.35	3,611,600.15	3,406,999.82	-	10,239,905.32	3,221,305.35	3,600,601.08	3,407,939.59	-	10,229,846.02	-	4,556,862.68	10,059.30
PS		14,796,768.00		14,796,768.00	14,796,768.00				14,796,768.00	3,221,305.35	3,611,600.15	3,406,999.82		10,239,905.32	3,221,305.35	3,600,601.08	3,407,939.59		10,229,846.02	-	4,556,862.68	10,059.30
MCOE																						
Fin Exp. (if applicable)																						
CO																						
III. Special Purpose Fund (Please specify)																						
MPBF-PS	50100000 00	31,317,402.00		31,317,402.00	31,317,402.00				31,317,402.00		13,354,728.34	3,917,697.00		17,272,425.34	-	13,354,728.34	3,917,697.00		17,272,425.34	-	14,044,976.66	-
Pension and Gratuity Fund	50104010 01	6,376,857.00		6,376,857.00	6,376,857.00				6,376,857.00			6,376,857.00		6,376,857.00	-		6,376,857.00		6,376,857.00	-		-
Sub-Total, Special Purpose Fund		37,694,259.00	-	37,694,259.00	37,694,259.00	-	-	-	37,694,259.00	-	13,354,728.34	10,294,554.00	-	23,649,282.34	-	13,354,728.34	10,294,554.00	-	23,649,282.34	-	14,044,976.66	-
PS		37,694,259.00		37,694,259.00	37,694,259.00				37,694,259.00		13,354,728.34	10,294,554.00		23,649,282.34		13,354,728.34	10,294,554.00		23,649,282.34		14,044,976.66	
MCOE																						
Fin Exp. (if applicable)																						
CO																						
GRAND TOTAL		297,895,027.00	-	297,895,027.00	297,895,027.00	-	-	-	297,895,027.00	50,179,262.59	71,500,988.44	88,496,846.69	-	210,177,097.72	48,915,688.79	69,117,890.74	65,733,169.61	-	183,766,749.14	-	87,717,929.28	26,410,348.58
PS		185,197,027.00		185,197,027.00	185,197,027.00				185,197,027.00	35,754,453.87	53,702,588.74	45,486,596.70	-	134,943,639.31	35,441,457.87	53,963,962.03	45,406,930.95	-	134,812,350.85	-	50,253,387.69	131,288.46
MCOE		77,699,000.00		77,699,000.00	77,699,000.00				77,699,000.00	14,424,808.72	17,798,399.70	13,891,966.00	-	46,115,174.42	13,474,230.92	15,153,928.71	15,958,496.06	-	44,586,655.69	-	31,583,825.58	1,528,518.73
Fin Exp. (if applicable)																						
CO		34,999,000.00		34,999,000.00	34,999,000.00				34,999,000.00	-	-	29,118,283.99		29,118,283.99	-	-	4,367,742.60		4,367,742.60		5,880,716.01	24,750,541.39
Recapitulation by MFO:		140,393,000.00	-	140,393,000.00	140,393,000.00	-	-	-	140,393,000.00	23,967,790.25	29,781,487.32	28,932,084.73	-	82,681,362.30	23,128,848.85	30,935,557.12	26,994,026.37	-	81,058,432.34	-	59,135,531.70	2,282,158.57
MFO 1		130,839,000.00		130,839,000.00	130,839,000.00				130,839,000.00	21,798,776.30	26,403,708.51	26,348,771.49	-	74,551,256.30	20,934,486.20	28,131,905.46	24,521,163.29	-	73,587,554.95	-	57,711,637.70	1,622,929.96
MFO 2		2,938,000.00		2,938,000.00	2,938,000.00				2,938,000.00	931,394.45	1,151,469.25	1,045,330.16	-	3,128,193.86	898,913.45	1,052,645.85	1,049,011.56	-	3,000,570.86	-	(190,193.86)	127,623.00
MFO 3		3,527,000.00		3,527,000.00	3,527,000.00				3,527,000.00	698,033.20	1,229,837.63	772,023.96	-	2,699,894.79	698,875.45	995,774.28	734,761.02	-	2,429,410.75	-	827,105.21	270,484.04
MFO 4		3,089,000.00		3,089,000.00	3,089,000.00				3,089,000.00	539,686.30	996,471.93	765,959.12	-	2,302,017.35	596,573.75	755,231.53	689,090.50	-	2,040,895.78	-	786,982.65	261,121.57
OF WHICH:																						
Major Programs/Projects																						
KRA No. 2 - Poverty Reduction and Empowerment of the Poor and Vulnerable		297,895,027.00	-	297,895,027.00	297,895,027.00	-	-	-	297,895,027.00	50,179,262.59	71,500,988.44	88,496,846.69	-	210,177,097.72	48,915,688.79	69,117,890.74	65,733,169.61	-	183,766,749.14	-	87,717,929.28	26,410,348.58

Certified Correct:

JESUS S. DANGANAN
 Budget Officer
 Date:

Certified Correct:

JOHN ERWIN C. PANLILIO
 Chief Accountant
 Date:

Approved by:

DR. MYRNA Q. MALLARI
 President
 Date: