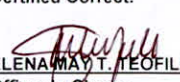




STATEMENT OF APPROVED BUDGET, UTILIZATIONS, DISBURSEMENTS AND BALANCES
As of the Quarter Ending June 30, 2020

Department : State Universities and Colleges
Agency : TARLAC STATE UNIVERSITY
Operating Unit :
Organization Code (UAC) : 08 037 00 00000
Funding Source Code (as cl 104)

Particulars	UACS CODE	Approved Budget			Budget Utilization					Disbursements					BALANCES	
		Approved Budgeted Revenue	Adjustments (Additions - Reductions)	Adjusted Budgeted Revenue	1st Quarter Ending March 31	2nd Quarter Ending June 30	3rd Quarter Ending Sept. 30	4th Quarter Ending Dec. 31	Total	1st Quarter Ending March 31	2nd Quarter Ending June 30	3rd Quarter Ending Sept. 30	4th Quarter Ending Dec. 31	Total	Unused Budget	Unpaid Utilizations Due and Demandable / Accounts Payable
1	2	3	4	5=[3+(-)4]	6	7	8	9	10=(6+7+8+9)	11	12	13	14	15=(11+12+13+14)	16=(5-10)	17
I. Agency Approved Budget																
General Administration and Support	1 00 00 0000	113,354,483.78	-	113,354,483.78	18,982,959.02	4,562,545.14	-	-	23,545,504.16	5,434,356.20	5,729,454.99	-	-	11,163,811.19	89,808,979.62	12,381,692.97
General Administration and Supervision	1 00 01 0001															
PS	50100000 00	2,623,668.00		2,623,668.00	286,830.56	258,061.23			544,891.79	116,619.40	419,264.06			535,883.46	2,078,776.21	9,008.33
MOOE	50200000 00	52,630,815.78		52,630,815.78	3,803,091.81	3,532,049.53			7,335,141.34	3,503,910.18	3,735,167.24			7,239,077.42	45,295,674.44	96,063.92
Fin Exp.(if applicable)	50300000 00															
CO	50600000 00	58,100,000.00		58,100,000.00	14,893,036.65	772,434.38			15,665,471.03	1,813,826.62	1,575,023.69			3,388,850.31	42,434,528.97	12,276,620.72
Support to Operations	2 00 00 0000	13,866,133.00	-	13,866,133.00	5,626,285.14	735,398.61	-	-	6,361,683.75	2,898,849.21	422,183.74	-	-	4,166,540.54	7,504,449.25	2,195,143.21
PS	50100000 00	150,000.00		150,000.00	74,944.33	23,539.28			98,483.61	20,920.41				51,516.39	98,483.61	
MOOE	50200000 00	11,992,008.00		11,992,008.00	4,639,762.81	711,859.33			5,351,622.14	2,877,928.80	422,183.74			3,300,112.54	6,640,385.86	2,051,509.60
Fin Exp.(if applicable)	50300000 00															
CO	50600000 00	1,724,125.00		1,724,125.00	911,578.00				911,578.00	792,528.00	73,900.00			866,428.00	812,547.00	45,150.00
Operations	3 00 00 0000	159,500,061.49	-	159,500,061.49	24,346,999.64	17,369,021.58	-	-	41,716,021.22	14,285,585.52	18,731,041.39	-	-	33,016,626.91	117,784,040.27	8,699,394.31
MFO 1 - HIGHER EDUCATION	3 01 00 0000	110,502,207.00	-	110,502,207.00	18,400,945.79	15,894,601.82	-	-	34,295,547.61	11,805,334.48	17,852,025.20	-	-	29,657,359.68	76,206,659.39	4,638,187.93
PS	50100000 00	17,676,332.00		17,676,332.00	6,642,313.16	6,079,048.08			12,721,361.24	1,803,721.33	10,703,833.43			12,507,554.76	4,954,970.76	213,806.48
MOOE	50200000 00	52,250,000.00		52,250,000.00	11,758,632.63	9,815,553.74			21,574,186.37	10,001,613.15	7,148,191.77			17,149,804.92	30,675,813.63	4,424,381.45
Fin Exp.(if applicable)	50300000 00															
CO	50600000 00	40,575,875.00		40,575,875.00											40,575,875.00	
MFO 2 - ADVANCED EDUCATION	3 02 00 0000	24,636,774.63	-	24,636,774.63	2,012,995.05	1,051,419.81	-	-	3,064,414.86	1,708,467.55	541,491.47	-	-	2,249,959.02	21,572,359.77	814,455.84
PS	50100000 00	15,500,000.00		15,500,000.00	1,484,775.05	489,181.03			1,973,956.08	1,460,479.17	220,571.47			1,681,050.64	13,526,043.92	292,905.44
MOOE	50200000 00	9,136,774.63		9,136,774.63	528,220.00	562,238.78			1,090,458.78	247,988.38	320,920.00			568,908.38	8,046,315.85	521,550.40
Fin Exp.(if applicable)	50300000 00															
CO	50600000 00															
MFO 3 - RESEARCH SERVICES	3 03 00 0000	15,245,924.93	-	15,245,924.93	3,407,134.96	407,999.95	-	-	3,815,134.91	321,319.45	316,124.72	-	-	637,444.17	11,430,790.02	3,177,690.74
PS	50100000 00	385,000.00		385,000.00	245,474.56				245,474.56	86,678.40	134,747.52			221,425.92	139,525.44	24,048.64
MOOE	50200000 00	13,360,924.93		13,360,924.93	297,680.00	407,999.95			705,679.95	200,791.05	181,377.20			382,168.25	12,655,244.98	323,511.70
Fin Exp.(if applicable)	50300000 00															
CO	50600000 00	1,500,000.00		1,500,000.00	2,863,980.40				2,863,980.40	33,850.00				33,850.00	(1,363,980.40)	2,830,130.40
MFO 4 - EXTENSION SERVICES	3 04 00 0000	9,115,154.93	-	9,115,154.93	525,923.84	15,000.00	-	-	540,923.84	450,464.04	21,400.00	-	-	471,864.04	8,574,231.09	69,059.80
PS	50100000 00	425,000.00		425,000.00	6,400.00				6,400.00	6,400.00	6,400.00			12,800.00	418,600.00	(6,400.00)
MOOE	50200000 00	7,690,154.93		7,690,154.93	519,523.84	15,000.00			534,523.84	444,064.04	15,000.00			459,064.04	7,155,631.09	75,459.80
Fin Exp.(if applicable)	50300000 00															
CO	50600000 00	1,000,000.00		1,000,000.00											1,000,000.00	

Particulars	JACS CODE	Approved Budget			Budget Utilization					Disbursements					BALANCES	
		Approved Budgeted Revenue	Adjustments (Additions - Reductions)	Adjusted Budgeted Revenue	1st Quarter Ending March 31	2nd Quarter Ending June 30	3rd Quarter Ending Sept. 30	4th Quarter Ending Dec. 31	Total	1st Quarter Ending March 31	2nd Quarter Ending June 30	3rd Quarter Ending Sept. 30	4th Quarter Ending Dec. 31	Total	Unutilized Budget	Unpaid Utilizations Due and Demandable / Accounts Payable
1	2	3	4	5=[3+(-)4]	6	7	8	9	10=(6+7+8+9)	11	12	13	14	15=(11+12+13+14)	16=(5-10)	17
Sub-Total, Agency Specific Budget		286,720,678.27	-	286,720,678.27	48,956,243.80	22,666,965.33	-	-	71,623,209.13	23,411,318.93	24,956,580.12	-	-	48,367,899.05	215,097,469.14	23,255,310.08
PS	50100000 00	36,760,000.00	-	36,760,000.00	8,740,737.66	6,849,829.62	-	-	15,590,567.28	3,494,818.71	11,484,816.48	-	-	14,979,635.19	21,169,432.72	610,932.09
MOOE	50200000 00	147,060,678.27	-	147,060,678.27	21,546,911.09	15,044,701.33	-	-	36,591,612.42	17,276,295.60	11,822,839.95	-	-	29,099,135.55	110,469,065.85	7,492,476.87
Fin Exp.(if applicable)	50300000 00	-	-	-	-	-	-	-	-	-	-	-	-	-	-	-
CO	50600000 00	102,900,000.00	-	102,900,000.00	18,668,595.05	772,434.38	-	-	19,441,029.43	2,640,204.62	1,648,923.69	-	-	4,289,128.31	83,458,970.57	15,151,901.12
GRAND TOTAL		286,720,678.27	-	286,720,678.27	48,956,243.80	22,666,965.33	-	-	71,623,209.13	23,411,318.93	24,956,580.12	-	-	48,367,899.05	215,097,469.14	23,255,310.08
PS		36,760,000.00	-	36,760,000.00	8,740,737.66	6,849,829.62	-	-	15,590,567.28	3,494,818.71	11,484,816.48	-	-	14,979,635.19	21,169,432.72	610,932.09
MOOE		147,060,678.27	-	147,060,678.27	21,546,911.09	15,044,701.33	-	-	36,591,612.42	17,276,295.60	11,822,839.95	-	-	29,099,135.55	110,469,065.85	7,492,476.87
Fin Exp.(if applicable)		-	-	-	-	-	-	-	-	-	-	-	-	-	-	-
CO		102,900,000.00	-	102,900,000.00	18,668,595.05	772,434.38	-	-	19,441,029.43	2,640,204.62	1,648,923.69	-	-	4,289,128.31	83,458,970.57	15,151,901.12
Recapitulation by MFO:		159,500,061.49	-	159,500,061.49	24,346,999.64	17,369,021.58	-	-	41,716,021.22	14,285,585.52	18,731,041.39	-	-	33,016,626.91	117,784,040.27	8,699,394.31
MFO 1		110,502,207.00	-	110,502,207.00	18,400,945.79	15,894,601.82	-	-	34,295,547.61	11,805,334.48	17,852,025.20	-	-	29,657,359.68	76,206,659.39	4,638,187.93
MFO 2		24,636,774.63	-	24,636,774.63	2,012,995.05	1,051,419.81	-	-	3,064,414.86	1,708,467.55	541,491.47	-	-	2,249,959.02	21,572,359.77	814,455.84
MFO 3		15,245,924.93	-	15,245,924.93	3,407,134.96	407,999.95	-	-	3,815,134.91	321,319.45	316,124.72	-	-	637,444.17	11,430,790.02	3,177,690.74
MFO 4		9,115,154.93	-	9,115,154.93	525,923.84	15,000.00	-	-	540,923.84	450,464.04	21,400.00	-	-	471,864.04	8,574,231.09	69,059.80
OF WHICH:																
Major Programs/Projects																
KRA No. 2-Poverty Reduction and Empowerment of the Poor and the Vulnerable/Rapid Inclusive and Sustained Economic growth																
Program Budgeting:																
MPP																
Access to Quality Higher Education																
Global Partnership for Development																
Good Governance																
Sustainable Community Development Program																
Productivity Enhancement-MS ME Micro Small Medium Enterprise																
Certified Correct:	Certified Correct:	Approved By:														
 ELENA MAY T. TEOFILO Officer in Charge	 JOHN ERWIN C. PANLILIO Chief Accountant	 DR. MYRNA Q. MALLARI President														