




STATEMENT OF APPROVED BUDGET, UTILIZATIONS, DISBURSEMENTS AND BALANCES  
As of the Quarter Ending September 30, 2017

Department : State Universities and Colleges  
Agency : TARLAC STATE UNIVERSITY  
Operating Unit :  
Organization Code (UAC : 08 037 00 00000  
Funding Source Code (as ch 101

Particulars	UACS CODE	Approved Budget			Budget Utilization					Disbursements					BALANCES	
		Approved Budgeted Revenue	Adjustments (Additions, Reductions, Realignment)	Adjusted Budgeted Revenue	1st Quarter Ending March 31	2nd Quarter Ending June 30	3rd Quarter Ending Sept. 30	4th Quarter Ending Dec. 31	Total	1st Quarter Ending March 31	2nd Quarter Ending June 30	3rd Quarter Ending Sept. 30	4th Quarter Ending Dec. 31	Total	Unutilized Budget	Unpaid Utilizations Due and Demandable / Accounts Payable
1	2	3	4	5=[3+(-)4]	6	7	8	9	10=(6+7+8+9)	11	12	13	14	15=(11+12+13+14)	16=(5-10)	17
<b>I. Agency Approved Budget</b>																
General Administration and Support	1 00 00 0000	51,002,000.00	-	51,002,000.00	12,247,930.48	14,601,092.85	16,337,933.14	-	43,186,956.47	8,585,761.64	15,755,238.91	15,819,884.95	-	40,160,885.50	7,815,043.53	3,026,070.97
General Administration and Supervision	1 00 01 0001															
PS	50100000 00	1,135,000.00		1,135,000.00	479,993.17	123,690.95	224,482.67		828,166.79	277,617.46	322,105.91	226,633.00		826,356.37	306,833.21	1,810.42
MOOE	50200000 00	42,867,000.00		42,867,000.00	8,701,025.60	14,079,100.90	15,108,084.95		37,888,211.45	7,895,961.42	14,884,165.08	15,048,084.95		37,828,211.45	4,978,788.55	60,000.00
Fin Exp.(if applicable)	50300000 00									206.00				206.00		(206.00)
CO	50600000 00	7,000,000.00		7,000,000.00	3,066,911.71	398,301.00	1,005,365.52		4,470,578.23	411,976.76	548,967.92	545,167.00		1,506,111.68	2,529,421.77	2,964,466.55
Support to Operations	2 00 00 0000	11,811,000.00	-	11,811,000.00	2,279,794.34	3,576,492.97	2,185,939.88	-	8,042,227.19	1,538,687.13	3,859,644.05	2,506,731.01	-	7,985,062.19	3,768,772.81	57,165.00
PS	50100000 00	275,000.00		275,000.00	17,077.41	7,922.59	153,631.22		178,631.22	17,077.41	7,922.59	153,631.22		178,631.22	96,368.78	-
MOOE	50200000 00	8,536,000.00		8,536,000.00	2,178,739.93	3,532,382.38	2,015,308.66		7,726,430.97	1,521,609.72	3,851,721.46	2,353,099.79		7,726,430.97	809,569.03	-
Fin Exp.(if applicable)	50300000 00															-
CO	50600000 00	3,000,000.00		3,000,000.00	83,977.00	36,188.00	17,000.00		137,165.00			80,000.00		80,000.00	2,862,835.00	57,165.00
Operations	3 00 00 0000	113,027,000.00	-	113,027,000.00	19,242,883.75	32,677,158.29	23,699,043.92	-	75,619,085.96	13,145,137.41	31,555,581.08	27,172,636.47	-	71,873,354.96	37,407,914.04	3,745,731.00
MFO 1 - HIGHER EDUCATION	3 01 00 0000	73,331,400.00	-	73,331,400.00	18,079,622.90	23,266,676.31	19,513,961.16	-	60,860,260.37	12,213,007.73	23,863,876.06	22,573,982.00	-	58,650,865.79	12,471,139.63	2,209,394.58
PS	50100000 00	16,549,400.00		16,549,400.00	2,286,383.00	7,737,395.14	5,633,642.25		15,657,420.39	2,130,696.18	8,107,610.19	5,219,114.02		15,457,420.39	891,979.61	200,000.00
MOOE	50200000 00	35,782,000.00		35,782,000.00	7,821,490.03	14,458,545.97	7,897,426.91		30,177,462.91	6,942,059.95	14,594,888.87	6,962,938.29		28,499,887.11	5,604,537.09	1,677,575.80
Fin Exp.(if applicable)	50300000 00															-
CO	50600000 00	21,000,000.00		21,000,000.00	7,971,749.87	1,070,735.20	5,982,892.00		15,025,377.07	3,140,251.60	1,161,377.00	10,391,929.69		14,693,558.29	5,974,622.93	331,818.78
MFO 2 - ADVANCED EDUCATION	3 02 00 0000	13,640,000.00	-	13,640,000.00	551,681.93	4,734,915.38	3,778,027.58	-	9,064,624.89	528,751.93	4,734,849.55	3,773,278.85	-	9,036,880.33	4,575,375.11	27,744.56
PS	50100000 00	10,275,000.00		10,275,000.00	470,081.93	3,956,867.91	3,483,816.89		7,910,766.73	470,081.93	3,933,872.08	3,479,068.16		7,883,022.17	2,364,233.27	27,744.56
MOOE	50200000 00	3,365,000.00		3,365,000.00	81,600.00	778,047.47	294,210.69		1,153,858.16	58,670.00	800,977.47	294,210.69		1,153,858.16	2,211,141.84	-
Fin Exp.(if applicable)	50300000 00															-
CO	50600000 00															-
MFO 3 - RESEARCH SERVICES	3 03 00 0000	18,020,300.00	-	18,020,300.00	408,520.92	3,624,255.23	309,545.18	-	4,342,321.33	261,907.75	2,910,971.48	558,460.62	-	3,731,339.85	13,677,978.67	610,981.48
PS	50100000 00	25,000.00		25,000.00	3,000.00	828.72	3,075.58		6,904.30	3,000.00	828.72	3,075.58		6,904.30	18,095.70	-
MOOE	50200000 00	13,835,300.00		13,835,300.00	405,520.92	3,476,486.51	306,469.60		4,188,477.03	258,907.75	2,910,142.76	555,385.04		3,724,435.55	9,646,822.97	464,041.48
Fin Exp.(if applicable)	50300000 00															-
CO	50600000 00	4,160,000.00		4,160,000.00		146,940.00			146,940.00						4,013,060.00	146,940.00
MFO 4 - EXTENSION SERVICES	3 04 00 0000	8,035,300.00	-	8,035,300.00	203,058.00	1,051,311.37	97,510.00	-	1,351,879.37	141,470.00	45,883.99	266,915.00	-	454,268.99	6,683,420.63	897,610.38
PS	50100000 00	125,000.00		125,000.00			45,200.00		45,200.00			45,200.00		45,200.00	79,800.00	-
MOOE	50200000 00	6,885,300.00		6,885,300.00	203,058.00	1,001,561.37	52,310.00		1,256,929.37	141,470.00	45,883.99	191,965.00		379,318.99	5,628,370.63	877,610.38
Fin Exp.(if applicable)	50300000 00															-
CO	50600000 00	1,025,000.00		1,025,000.00		49,750.00			49,750.00			29,750.00		29,750.00	975,250.00	20,000.00

Particulars	UACS CODE	Approved Budget			Budget Utilization					Disbursements					BALANCES	
		Approved Budgeted Revenue	Adjustments (Additions, Reductions, Realignment)	Adjusted Budgeted Revenue	1st Quarter Ending March 31	2nd Quarter Ending June 30	3rd Quarter Ending Sept. 30	4th Quarter Ending Dec. 31	Total	1st Quarter Ending March 31	2nd Quarter Ending June 30	3rd Quarter Ending Sept. 30	4th Quarter Ending Dec. 31	Total	Unutilized Budget	Unpaid Utilizations Due and Demandable / Accounts Payable
1	2	3	4	5=[3+(-)4]	6	7	8	9	10=(6+7+8+9)	11	12	13	14	15=(11+12+13+14)	16=(5-10)	17
Sub-Total, Agency Specific Budget		175,840,000.00	-	175,840,000.00	33,770,608.57	50,854,744.11	42,222,916.94	-	126,848,269.62	23,269,586.18	51,170,464.04	45,579,252.43	-	120,019,302.65	48,991,730.38	6,828,966.97
PS	50100000 00	28,384,400.00	-	28,384,400.00	3,256,535.51	11,826,705.31	9,543,848.61	-	24,627,089.43	2,898,472.98	12,372,339.49	9,126,721.98	-	24,397,534.45	3,757,310.57	229,554.98
MOOE	50200000 00	111,270,600.00	-	111,270,600.00	19,391,434.48	37,326,124.60	25,673,810.81	-	82,391,369.89	16,818,678.84	37,087,779.63	25,405,683.76	-	79,312,142.23	28,879,230.11	3,079,227.66
Fin Exp.(if applicable)	50300000 00	-	-	-	-	-	-	-	-	206.00	-	-	-	206.00	-	(206.00)
CO	50600000 00	36,185,000.00	-	36,185,000.00	11,122,638.58	1,701,914.20	7,005,257.52	-	19,829,810.30	3,552,228.36	1,710,344.92	11,046,846.69	-	16,309,419.97	16,355,189.70	3,520,390.33
<b>GRAND TOTAL</b>		175,840,000.00	-	175,840,000.00	33,770,608.57	50,854,744.11	42,222,916.94	-	126,848,269.62	23,269,586.18	51,170,464.04	45,579,252.43	-	120,019,302.65	48,991,730.38	6,828,966.97
PS		28,384,400.00	-	28,384,400.00	3,256,535.51	11,826,705.31	9,543,848.61	-	24,627,089.43	2,898,472.98	12,372,339.49	9,126,721.98	-	24,397,534.45	3,757,310.57	229,554.98
MOOE		111,270,600.00	-	111,270,600.00	19,391,434.48	37,326,124.60	25,673,810.81	-	82,391,369.89	16,818,678.84	37,087,779.63	25,405,683.76	-	79,312,142.23	28,879,230.11	3,079,227.66
Fin Exp.(if applicable)		-	-	-	-	-	-	-	-	206.00	-	-	-	206.00	-	(206.00)
CO		36,185,000.00	-	36,185,000.00	11,122,638.58	1,701,914.20	7,005,257.52	-	19,829,810.30	3,552,228.36	1,710,344.92	11,046,846.69	-	16,309,419.97	16,355,189.70	3,520,390.33
Recapitulation by MFO:		113,027,000.00	-	113,027,000.00	19,242,883.75	32,677,158.29	23,699,043.92	-	75,619,085.96	13,145,137.41	31,555,581.08	27,172,636.47	-	71,873,354.96	37,407,914.04	3,745,731.00
MFO 1		73,331,400.00	-	73,331,400.00	18,079,622.90	23,266,676.31	19,513,961.16	-	60,860,260.37	12,213,007.73	23,863,876.06	22,573,982.00	-	58,650,865.79	12,471,139.63	2,209,394.58
MFO 2		13,640,000.00	-	13,640,000.00	551,681.93	4,734,915.38	3,778,027.58	-	9,064,624.89	528,751.93	4,734,849.55	3,773,278.85	-	9,036,880.33	4,575,375.11	27,744.56
MFO 3		18,020,300.00	-	18,020,300.00	408,520.92	3,624,255.23	309,545.18	-	4,342,321.33	261,907.75	2,910,971.48	558,460.62	-	3,731,339.85	13,677,978.67	610,981.48
MFO 4		8,035,300.00	-	8,035,300.00	203,058.00	1,051,311.37	97,510.00	-	1,351,879.37	141,470.00	45,883.99	266,915.00	-	454,268.99	6,683,420.63	897,610.38
OF WHICH:																
Major Programs/Projects																
KRA No. 2-Poverty Reduction and Empowerment of the Poor and the Vulnerable/Rapid Inclusive and Sustained Economic growth																
Program Budgeting:																
MPP																
Access to Quality Higher Education																
Global Partnership for Development																
Good Governance																
Sustainable Community Development Program																
Productivity Enhancement-MS ME Micro Small Medium Enterprise																
Certified Correct:	Certified Correct:	Approved By:														
 JESUS S. DANGANAN Budget Officer IV	 JOHN ERWIN E. PANLILIO Chief Accountant	 DR. MYRNA Q. MALLARI President														