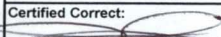






Particulars	UACS CODE	Appropriations			Allotments					Current Year Obligations					Current Year Disbursements					BALANCES		
		Authorized Appropriations	Adjustments (Transfer To /From, Realignment)	Adjusted Appropriations	Allotments Received	Adjustments (Withdrawal / Realignment)	Transfer To	Transfer From	Adjusted Total Allotments	1st Quarter Ending March 31	2nd Quarter Ending June 30	3rd Quarter Ending Sept. 30	4th Quarter Ending Dec. 31	Total	1st Quarter Ending March 31	2nd Quarter Ending June 30	3rd Quarter Ending Sept. 30	4th Quarter Ending Dec. 31	Total	Unreleased Appropriations	Unobligated Allotment	Unpaid Due and Demandable / Accounts Payable
1	2	3	4	5=[3+(-)4]	6	7	8	9	10=[{(6+(-)7)-8+9}	11	12	13	14	15=[(11+12+13+14)	16	17	18	19	20=[(16+17+18+19)	21=(5-10)	22=(10-15)	23
Sub-Total, Special Purpose Fund		-	-	-	-	-	-	-	-	-	-	-	-	-	-	-	-	-	-	-	-	-
PS		-	-	-	-	-	-	-	-	-	-	-	-	-	-	-	-	-	-	-	-	-
MOOE		-	-	-	-	-	-	-	-	-	-	-	-	-	-	-	-	-	-	-	-	-
Fin Exp. (if applicable)		-	-	-	-	-	-	-	-	-	-	-	-	-	-	-	-	-	-	-	-	-
CO		6,848,749.00	-	6,848,749.00	6,848,749.00	-	-	-	6,848,749.00	-	-	-	-	-	-	-	-	-	-	-	6,848,749.00	-
GRAND TOTAL		19,104,750.19	-	19,104,750.19	19,104,750.19	-	-	-	19,104,750.19	3,260,680.63	416,243.64	-	-	3,676,924.27	3,260,680.63	251,753.64	-	-	3,512,434.27	-	15,427,825.92	164,490.00
PS		-	-	-	-	-	-	-	-	-	-	-	-	-	-	-	-	-	-	-	-	-
MOOE		4,244,257.19	-	4,244,257.19	4,244,257.19	-	-	-	4,244,257.19	3,260,680.63	416,243.64	-	-	3,676,924.27	3,260,680.63	251,753.64	-	-	3,512,434.27	-	567,332.92	164,490.00
Fin Exp. (if applicable)		-	-	-	-	-	-	-	-	-	-	-	-	-	-	-	-	-	-	-	-	-
CO		14,860,493.00	-	14,860,493.00	14,860,493.00	-	-	-	14,860,493.00	-	-	-	-	-	-	-	-	-	-	-	14,860,493.00	-
Recapitulation by MFO:		4,244,257.19	-	4,244,257.19	4,244,257.19	-	-	-	4,244,257.19	3,260,680.63	416,243.64	-	-	3,676,924.27	3,260,680.63	251,753.64	-	-	3,512,434.27	-	567,332.92	164,490.00
MFO 1		4,244,257.19	-	4,244,257.19	4,244,257.19	-	-	-	4,244,257.19	3,260,680.63	416,243.64	-	-	3,676,924.27	3,260,680.63	251,753.64	-	-	3,512,434.27	-	567,332.92	164,490.00
MFO 2		-	-	-	-	-	-	-	-	-	-	-	-	-	-	-	-	-	-	-	-	-
MFO 3		-	-	-	-	-	-	-	-	-	-	-	-	-	-	-	-	-	-	-	-	-
MFO 4		-	-	-	-	-	-	-	-	-	-	-	-	-	-	-	-	-	-	-	-	-
OF WHICH:																						
Major Programs/Projects																						
KRA No. 2 - Poverty Reduction and Empowerment of the Poor and Vulnerable		19,104,750.19	-	19,104,750.19	19,104,750.19	-	-	-	19,104,750.19	3,260,680.63	416,243.64	-	-	3,676,924.27	3,260,680.63	251,753.64	-	-	3,512,434.27	-	15,427,825.92	164,490.00

Certified Correct:  
  
**JESUS S. DANGANAN**  
 Budget Officer  
 Date:

Certified Correct:  
  
**JOHN ERWIN C. PANLILIO**  
 Chief Accountant  
 Date:

Approved By:  
  
**DR. MYRNA Q. MALLARI**  
 President  
 Date: